

# VISION

ENGRAVING & ROUTING SYSTEMS



Router and Rotary Engraving Products Brochure

[www.visionengravers.com](http://www.visionengravers.com) | [www.visionrouters.com](http://www.visionrouters.com)



# APPLICATIONS

## Signage

Vision Engraving Systems can help produce the quality signage you see in many offices, hospitals, schools, casinos, zoos and banks.

This directional, informational and ADA compliant (Braille) safety signage is always in demand. With your creativity and a Vision engraving machine, you can design a variety of wear-resistant signs for all of your customers' needs. Engrave text and logos or cut out unique shapes from plastic, wood, metals, and many other engravable materials. Our machines will work with your imagination to produce original, effective designs.



## Trophies and Awards

Vision machines have been reliable workhorses in many trophy and award shops around the world for over 25 years. Our engraving machines have allowed customers to create awards in brass, wood, plastics, metals, glass, silver and acrylics. *The possibilities are endless!*

## Personalized Gifts and Jewelry

There are no limits to the types of gift items that can be engraved or personalized with a Vision System. You can inscribe pens, key chains, cigarette lighters, money clips, watches, bracelets, gift boxes and the list goes on.... Some Vision systems can also engrave around curved surfaces to personalize glassware, silver or pewter items. Vision also offers many fixtures and clamps designed and built specifically for the gift and jewelry industry to make your engraving project much easier.



## Advertising Specialty

Do your customers need fifty pens or mugs with their company logo? What about paperweights, license plate holders or golf items? These are just a few items Vision machines can engrave. Products made of metals, plastics, wood, glass or acrylics can all become ad space for your customer's logos or slogans.

## Identification

Your company can produce a wide range of badges, tags, name plates, or other ID items with any one of the Vision Systems. Vision's software packages allow you to easily add logos and text to these items.

## Industrial Marking and Cutting

Bring a Vision Engraving System in-house to fill a need in your manufacturing process. You'll have complete control over production of many industrial items such as safety markers, safety signage, control panels, electrical plates, and many other tamper-proof, wear-resistant items that are necessary in your facility.



# SMALL FORMAT ENGRAVERS



**VE 810**



**VE 810XD**

## The VE 810

The VE 810 offers a full feature set for new engravers as well as seasoned professionals. Operators will find the system to be user-friendly with a space-saving low profile design. The electronics are contained within the machine, which allows for its compact size. Advanced motion controls are used to give the operator accuracy as well as quiet and efficient operation. A surface sensor for automatic surface setting is included, making job set-up easy!

## Applications


Name badges, pet tags, ID tags, electrical tags, name plates, small signage, golf bag tags, baby gifts, bookmarks, license plate frames and custom inserts, wedding cake knives and spatulas, cigarette lighters, money clips, plaques and awards, trophy plates, key chains, jewelry, medals and medallions, notary seals, gift inscription plates, ID bracelets, military name badges, luggage tags, pens, industrial marking, plates, tags and much more!

## The VE 810XD

Designed with a removable t-slot table and equipped with a self-centering deep vise, this system allows the user to engrave items up to 3/4" thick. The user can quickly change from flat engraving on the t-slot table to deep vise engraving. The Vision Pro Software can be programmed with the center home position, assuring precise placement of your text and graphics on any shape object.


## Features

- 8" x 10" aluminum t-slot table
- Internal Series 3 Controller
- 11/64" or 1/4" top load spindle (collet spindle optional)
- Surface sensor for automatic surface setting
- 3/4" spindle clearance (with deep vise)
- Operates from Vision Pro, Vision Pro LT and many other software packages
- Self-centering deep vise (XD only)
- Ethernet compatible
- LCD Screen
- Red laser pointer with job preview outline





# SPECIALTY ENGRAVERS



**Phoenix 1212**



**Series 3 Controller**

## The Phoenix 1212

A friendly system for both professional engravers and new users, offering a removable 12" x 12" t-slot table. With an open table in front and back, the Phoenix allows for a 12" by any length piece of material for engraving. An optional deep vise can be used to engrave objects up to 3" thick. Product applications for the Phoenix 1212 include trophies, awards, gift items, signage, plaques, badges, name plates, tags, and much more.

## Features

- 12" x 12" aluminum t-slot table
- Engraves items up to 3" thick with deep vise
- 11/64" or 1/4" top load spindle (collet spindle optional)
- Surface sensor for automatic surface setting
- Includes Quick-Lock Vise
- Operates from Vision Pro LT, Vision-Pro, CorelDRAW™ and many other software packages
- Includes Vision Series 3 Controller
- Two year limited warranty
- Red laser pointer for quick layouts

## Series 3 Controller

With engraving speeds of up to 10 inches per second, the Vision Series 3 Controller will increase your productivity significantly! This controller has many other state-of-the-art features including a high-speed network connection to the PC, job timers, multiple programmable offsets, advanced diagnostics and the ability to run saved jobs directly from the hard drive on your computer. An optional pendant is also available. The Series 3 Controller is fully 3D capable and runs from most industry standard programs including CorelDRAW™. It is retrofitable to most manufacturers' engraving tables.

## Features

- Engrave up to 10" per second
- HPGL/2 & G code compatible
- Re-engrave from any position
- QUIET micro stepping motors
- Open architecture
- Auto start controls for optional vacuum system and spindle
- 2.5D and 3D capable
- User friendly LCD display
- Optional 4th axis control for rotary attachment
- Software upgradeable via separate PC
- X, Y and Z Axis positional display for easy offsets
- Programmable front panel defaults
- Ethernet and serial compatibility



# SPECIALTY ENGRAVERS

## The MAX Engraver (Multi Axis Engraver)

With engraving speeds of up to 10 inches per second and a large 8" x 12" engraving area, the MAX can engrave cylindrical items up to 10 inches in diameter and flat items up to 11" tall. Our newest feature is a software controlled red laser pointer that is included for easy job set-ups. Featuring diamond drag or rotary cutting, this heavy-duty system is ideal for any full-service engraving shop. It takes only seconds to switch between flat engraving and deep vise work with the interchangeable t-slot table. In addition to trophy plates and plaques, you can engrave text and logos on silver or pewter mugs, steins, bowls, cups and other items. The MAX is also ideal for marking industrial items such as tools, cylinders, pipes, and gauges. The MAX System includes the high-speed Vision Series 3 Controller. Optional features include a handheld pendant and a ring engraving attachment.


## Features

- 8" x 12" aluminum t-slot table
- 11/64" or 1/4" top load spindle (collet spindle optional)
- 3" spindle travel
- 16,000-RPM spindle (collet optional)
- Engrave items up to 10" in diameter and flat items up to 8" x 12" (up to 11" tall)
- Engraving speeds up to 10" per second
- Includes the Vision Series 3 Controller
- Runs from Vision, Vision-Pro, CorelDRAW™, and many other software packages
- Red laser pointer for easy set-ups
- Two year warranty

MAX



With the MAX Engraver, you change from cylindrical applications to flat items in less than a minute. Easy as 1-2-3!





# SPECIALTY ENGRAVERS

## The Max Pro Engraver

Vision Engraving Systems has developed the MAX Pro Engraver to be our most versatile machine to date, allowing for engraving of flat, deep, round or odd-shaped items in one compact, easy-to-use machine. The system contains Vision's automatic surface-sensing feature that allows for flat and curved surface engraving on a wide range of materials such as plastic, brass, coated and non-coated metals, stone, pewter, glass and more. For easy job set-up, the MAX Pro uses Vision's Auto Laser Layout feature, which sends the engraving area and position directly to the software without measuring. Each MAX Pro system includes the integrated Vision Series 3 high speed electronics with hand-held pendant, as well as the popular Vision-Pro software package.

The MAX Pro system includes a large flat engraving table and an interchangeable, self-centering vise with tilt for engraving deep, long or odd-shaped items. The unit also has a built-in cylindrical feature for engraving round items and a self-contained, recirculating water pump for glass engraving. Applications for this machine run the gamut from plaques, badges and trophy plates to giftware, glassware and even industrial parts marking.

## Features

- 8" x 12" aluminum t-slot table
- 11/64" or 1/4" top load spindle (collet spindle optional)
- 16,000-RPM spindle
- 3" spindle travel
- Engraving speeds up to 10" per second
- Motorized cylindrical engraver
- Integrated cooling system for glass engraving
- Motorized work-holding vise
- Fully-functional hand held pendant w/ LCD
- Runs from Vision Pro LT, Vision-Pro, CorelDRAW™, and many other software systems
- Red laser pointer for easy set-ups
- Two year warranty

## Max Pro



▲ Self-contained water system for glass and ceramics



The Series 3 Controller ► pendant comes standard with the Max Pro Engraver, giving you all the features and speed of the full-size unit in the palm of your hand.




## Ring Wizard


This feature works with the optional ring engraving attachment. It "walks" you through the ring sizing and placement of the text. This process ensures accuracy on the items where you need it most!



laser job  
previewer feature




# MEDIUM FORMAT ENGRAVERS



**The 16 Pro Series**

**1612**



**1624**

## 1612 and 1624 Pro

Available with a 16" x 12" or 16" x 24" t-slot table, these systems were originally developed for the awards and recognition marketplace. These machines provide a less expensive option for cost-conscious engravers needing a medium format machine. The 16 Pro Engraving Systems comes standard with the Vision Series 3 Controller. The 1612 and 1624 Pro are ideal for engraving a variety of applications such as trophies, plaques, gift items, and ADA-compliant signage. These machines also offer a variety of accessories and options.

## 16 Pro Series Features

- Aluminum t-slot table with ruled edge guides
- Engraves items up to 1.75" thick (or up to 5" thick with optional risers)
- Uses 1 1/64" or 1/4" spindle (collet spindle optional)
- Includes Quick-Lock Vise
- Runs from Vision Pro, Vision Pro LT, CorelDRAW™ and many other software packages
- Includes Vision Series 3 Controller
- Red laser pointer for easier set-up
- Two year limited warranty







# MEDIUM FORMAT ENGRAVERS

## The 16 Series

1612



1624



### The Vision 1612 and 1624 Engravers

The 1612 and 1624 are ideal for heavy-duty applications in a medium-size engraving area. In addition to trophies, plaques and gift items, their extremely rigid design allows these tables to be used for a variety of applications such as notary seals, tool & die work, deep metal cutting or engraving ADA-compliant signage.

### Options and Accessories (for all 16 Series machines)

#### High-Frequency Spindle

With increased torque, this beltless, direct-drive, 50K RPM spindle is ideal for production metal engraving.

(See photo A to the right)

#### Vacuum Chip Removal System

Quiet vacuum pump that attaches to your spindle for removing material chips that collect during the engraving process.

#### Automatic Raster™ Braille Inserter

Insert Raster™ Braille automatically with the easy-to-use attachment.

### More Options!


#### Hand Held Pendant

(Photo B to the right)

This accessory is exactly what you need to get up close to your table for those finite adjustments. This hand-held Pendant has all of the controls featured with the Series 3 Controller.

#### Dual Engraving Head

Maximize your production by adding a second engraving head to the 1624, 2424 or 2448 table. Ideal for engraving multiple items with the same graphics or text.





# LARGE FORMAT ENGRAVERS



2424

large format engravers shown  
with optional t-slot tables



2448

## The Vision 2424 and 2448 Engravers

The 2424 and 2448 Engravers are ideal for heavy-duty applications in a large engraving area. Great for a variety of jobs such as volume production work, large signage, industrial marking and multiple plate jobs. With the ability to engrave an entire sheet of engravers' plastic, the Vision 2424 and 2448 are the ultimate productivity tools for your shop.

## Features

- Aluminum flatbed table with material guides
- Engraves items up to 1.75" thick  
(or up to 5" thick with optional risers)
- Uses 11/64" or 1/4" spindle (collet spindle optional)
- Automatic surface sensor
- Operates from Vision Pro LT, Vision-Pro, CorelDRAW™ and many other software packages
- Includes Vision Series 3 Controller
- Red laser pointer for easy set-ups
- Two year limited warranty

## Options and Accessories

### High-Frequency Spindle

See details on page 7.

### Dual Engraving Head

Maximize your production by adding a second engraving head to the 1624, 2424 or 2448 table. Ideal for engraving multiple items with the same graphics or text.

### Aluminum T-slot Table

This option is necessary to accommodate any of the wide variety of holding fixtures that Vision offers. Includes the handy Quick-Lock Vise.



### Vacuum Chip Removal System

This quiet vacuum pump removes chips that collect during the engraving process.

### Automatic Raster™ Braille Inserter

Insert Braille automatically using the Raster™ method with this easy-to-use attachment. See photo below.

*The Raster™ method of Braille is a licensed, patented process owned by Accent Signage Systems, Inc.*



# ROUTER/ENGRAVERS



**2525 Router**  
(2' x 2')



**2550 Router**  
(2' x 4')

Routers shown with optional 3HP high frequency spindles

## The Vision 2525 and 2550 Routers

Vision's line of heavy duty routing systems can produce accurate, repeatable, cost-effective work in considerably less time than it takes to do the same work by hand. A Vision Router can handle applications such as milling, drilling, contouring, routing and engraving. Uses include: routing out wood signs and particle board masters, cutout letters, ADA signage, cutouts up to 2' x 4', 2.5 and 3D designs, inlays, control panels—and that's just the beginning!

## Not Sure You Need A Router?



Purchase a heavy-duty Vision Routing Table with an engraving head to start...you can always add a router head later. With both engraving and routing heads, you will reap the benefits of having two machines in one. You'll retain the ability for finer detail and diamond drag work with the engraving head and in minutes be able to switch to the cutting power of your router.

## Features

- High-quality tubular steel base and stand
- Heavy duty extruded gantry
- Aluminum t-slot table for work-holding fixtures
- State-of-the-art Vision Series 3 Controller
- 7" spindle travel
- Surface-setting block

## Options and Accessories

- High-frequency 3HP, variable speed spindle
- Vacuum chip removal system
- Work-holding clamps and vise(s)
- Automatic Raster™ Braille Inserter (*see prev. pg*)
- DACS (Digitally Aligned Cutting System)





# LARGE ROUTERS

## VR48 Series Router

*Our Largest Router!*



Machine image is the VR48VATC model with Tool Changer

## VR48 Router Series

These heavy-duty routers do the work of many machines in one. Featuring our state-of-the-art Vision Series 3 Controller and our graphically advanced Vision Pro software, this machine is perfect for a wide variety of applications including milling, drilling, contouring, and routing.

### Features


- 57" x 98" aluminum t-slot or vacuum table
- Spindle clearance of 4.25"
- Operates from Vision Pro and many other programs
- Series 3 Controller
- Hand-held pendant
- Ethernet compatible

## Applications

Applications include ADA-compliant signage, routing out wood signs, cutout letters, control panels, cabinets and furniture, 2.5D and 3D signs, plastic fabrication, metal machining, and much more!

## Options

- DACS (Digitally Aligned Cutting Systems)
- Automatic Tool Changer
- Automatic Raster™ Braille Inserter
- Engraving Head
- 4.4 HP, 7 HP, and other spindles available



# ENGRAVING SOFT



## Vision Software

Applications abound for this easy-to-learn software. If you have a need for quick set-ups with minimal keystrokes, this program will make you productive immediately. With simplified autolayout, combined with a powerful "multiple plate" feature, you can mass-produce trophy tags, name badges, corporate ID items or any similar job in minutes...each with variable text! Add a bit of flair with the custom borders feature where you control the look and style—great for plaques and awards. For the more advanced user, a programmable cutter pause can be set for quick cutter changes during more creative layouts. If the job doesn't quite look the way you want, simply use your mouse to "drag and drop" the text or graphic to the desired location for aesthetically pleasing layouts. With the wide selection of engraving fonts and clipart import features, any job large or small can have the professional look that your customers expect.

## Advanced Autolayout

This powerful feature allows for quick plate set-up. Designed for both seasoned and new users, this feature will minimize key strokes, and the operator will see a visual image of the job before ever typing in the text.

## Graphical Display

Simple adjustments to your layout are only a mouse-click away. Drag and drop positioning for all of your graphics and text. This is great for last minute changes and minor adjustments to create that perfect look.

## Multiple Plates

If you're looking for a great productivity tool, this is it! No other software feature makes it easier to engrave multiple items with unique text on each plate. Just define the master plate and tell the software the total number of plates needed. All of the necessary calculations are done for you.

## Arc Text

If you want to visually enhance your work, Easy Arc will allow you to create an arced line of text with two clicks of the mouse. Need to define the arc angle and radius? No problem! Fixed arc offers all of the detail control required.

## Vision Pro LT

Vision Pro LT includes many standard features developed specifically for engraving and routing. Vision Pro LT is a true WYSIWYG program for easy setup. This software is ideal for anyone who wants the graphical interface of Vision Pro but doesn't need the scan-to-trace and other graphic manipulation tools. You can bring CorelDRAW™ files directly into Vision Pro LT, or import more than 65 other file types from many popular engraving programs. You can then publish PDF files for quick customer approval before engraving. This extensive software package also has the ability to run virtually any type of router, engraver, laser engraver, color printer, or vinyl plotter on the market (at no additional cost).

*Vision Software pictured below*

## Multiple Plates



## Advanced Autolayout



## Graphical Display





# WARE PACKAGES

## Vision Pro Software *Graphically Advanced!*

With an advanced graphical interface, Vision Pro includes many features that were developed specifically for engraving. This software was developed for engravers who need more flexibility with logos and graphics than the Vision Software Package. Now you can bring CorelDRAW™ files directly into Vision Pro, or import 65 other file types from many popular engraving programs. You can then publish PDF files for quick customer approval before engraving. This extensive software package also has the ability to run virtually any type of router, engraver, laser engraver, color printer or vinyl plotter on the market (at no additional cost). Additional Vision Pro features are highlighted below.



### ADA Assistant

This powerful tool in Vision Pro makes creating ADA signage easy and also provides assurance that all your signage meets the Federal requirements. Vision's ADA Assistant scans your computer's fonts and recommends the ones that meet the law. Also, the software creates the grade 2 Braille automatically when typing the text. See photo B.

### Multiple Plate Optimization

Save time and material by grouping individual plates of different sizes on a master plate. Ideal for jobs with signs and name plates of the same material.

### Bitmap to Vector Conversion

Scan your black and white or color logos, then double-click on the bitmap image and hit the trace button. You now have editing features for your vectorized images!

### Fill Routines

Add dimension to text, logos, or artwork by using an engraving fill for solid areas. Vision Pro offers fills such as "s"-sweep, line sweep, spiral and island fills. The program also allows you to use more than one fill per job.



### 2.5 D Software Option

This add-on gives customers the ability to engrave and route letters or images where an automatic 3D tool lift is required, allowing for fine detail. See Photo A.

### Ring Wizard

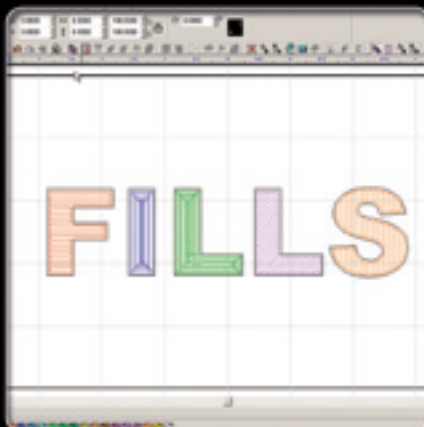
This feature works in conjunction with the ring attachment option for the MAX and Max Pro Engravers. It "walks" you through the sizing of the ring and the placement of the text on the inside or outside of the ring. See photo C.

*Vision Pro LT & Vision Pro Software pictured below*

### Multi-Plate Optimization



### Fills Routines



### Tool Library



# VISION SYSTEM

## Model Name

## VE 810 & VE 810XD Engraver

## Phoenix 1212 Engraver

## The MAX Engraver

## Max Pro Engraver

## 1612 Engraver

Same specs for the  
1612 & 1624 Pro Engravers


Maximum Work Area	8" x 10"	12" x 12"	8" x 12"	8" X 12"	16" x 12"
Overall Physical Table Dimensions L x W x H <i>controller dimensions</i>	22.5" x 19" x 14.5" Built-In	21.5" x 24" x 11" 15" x 15" x 4.5"	24" x 17" x 33.5 15" x 15" x 4.5"	28" x 28" x 26" Built-In	31.5" x 21" x 19" 15" x 15" x 4.5"
Spindle Size and Style <i>optional</i>	11/64" or 1/4" Top Loading Top/Bottom collet	11/64" or 1/4" Top Loading Top/Bottom collet	11/64", 6mm or 1/4" Top Loading Top/Bottom collet	11/64", 6mm or 1/4" Top Loading Top/Bottom collet	11/64", 6mm or 1/4" Top/Bottom collet 50K RPM spindle
Spindle Clearance <i>w/ optional risers</i>	1" w/ Deep Vise 3.75"	3.25"	Cylindrical/Flat=3" with Vise=11"	Cylindrical/Flat=3" with Vise=7"	1 7/8" 5"
Material Thickness	1" 3.75" w/ Deep vise	1.25"	3"	3"	1.75"
Table Resolution	.0002"	.0002"	.0002"	.0002"	.0002"
Power Requirements	110/220V 5 Amp	110/220V 10 Amp	110/220V 10 Amp	110/220V 10 Amp	110/220V 10 Amp
Shipping Weight and Dimensions (Domestic)	60 lbs 27" x 21" x 18"	Machine: 85 lbs 25" x 30" x 19" Controller: 30 lbs 19" x 19" x 12"	350 lbs 45" x 35" x 42"	353 lbs 35" x 39" x 37"	290 lbs 41" x 43" x 30"
Warranty	1 year*	2 years*	2 years*	2 years*	2 years*

\*Extended Warranties available on all machines. Please call for pricing and more information.

VE 810 Engraver



VE 810 XD  
w/ Deep Vise





# SPECIFICATIONS

## 1624 Engraver

Same specs for the  
1612 & 1624 Pro Engravers

## 2424 Engraver


## 2448 Engraver

## 2525 Router

## 2550 Router

## VR48 Router

16" x 24"	24" x 24"	24" x 48"	25" x 25"	25" x 50"	48" X 96"
31.5" x 33" x 19" 15" x 15" x 4.5"	33" x 42" x 20" 15" x 15" x 4.5"	33" x 66" x 20" 15" x 15" x 4.5"	40" x 42" x 27.5" 15" x 15" x 4.5"	40" x 66" x 27.5" 15" x 15" x 4.5"	51" x 98" 15" x 15" x 4.5"
11/64" 6mm or 1/4" Top/Bottom collet 50K RPM spindle	11/64", 6mm or 1/4" Top/Bottom collet 50K RPM spindle	11/64", 6mm or 1/4" Top/Bottom collet 50K RPM spindle	Engraving Head or Router Head 3 HP High Freq. 50K RPM spindle	Engraving Head or Router Head 3 HP High Freq. 50K RPM spindle	Engraving Head is optional 3 HP High Freq. 50K RPM spindle
1 7/8" 5"	1 7/8" 5"	1 7/8" 5"	7"	7"	4.25"
1.75"	1.75"	1.75"	7"	7"	4.25"
.0002"	.0002"	.0002"	.0002"	.0002"	.0005"
110/220V 10 Amp	110/220V 10 Amp	110/220V 10 Amp	110/220V 15 Amp	110/220V 15 Amp	Please call for specifications
290 lbs 41" x 43" x 30"	386 lbs 43" x 58" x 30"	532 lbs 43" x 80" x 30"	534 lbs 47" x 58" x 38"	737 lbs 47" x 80" x 38"	3,409 lbs 126" x 75" x 70"
2 years*	2 years*	2 years*	2 years*	2 years*	2 years*



Machine images are not to scale.



# ENGRAVING SOFT

Software Features	Vision	Vision-Pro LT	Vision-Pro
Windows™ 2000, XP, and Vista Compatible	✓	✓	✓
Import HPGL Plot Files	✓	✓	✓
+65 Import/Export Filters (Including AI, EPS, DXF, SCV, etc...)		✓	✓
1,100 Fonts & 4,000+ Clipart		✓	✓
2.5 D Engraving Module			(optional) ✓
3 Condensation Modes	✓	✓	✓
Ability to Create Custom Engraving Fonts			✓
ADA Assistant			✓
ADA Job Templates		✓	✓
Adjust Letter Spacing by Cutter Diameter		✓	✓
Arrays			✓
AutoCad SHX Font Support		✓	✓
Automatic and Manual Kerning		✓	✓
Auto Tracing B/W Vectorization			✓
Auto Tracing Color Vectorization			✓
Badges (Auto Text Replacement & Serialization)	✓	✓	✓
Bar Codes Support	✓		✓
Braille Grade 1 Foreign Lanuage Support		✓	✓
Block Nesting			✓
Braille (Grade 2) Translator	✓	✓	✓
B/W Printing	✓	✓	✓
Clean Up Pass/Multipass Depth Control	✓	✓	✓
Color Printing		✓	✓
Columnizing	✓	✓	✓
Contour Cut			✓
Create & Edit Shapes & Graphics (Including Distortions & Effects)		(basic) ✓	✓
Create PDF Files		✓	✓
Create Rubber Stamps			✓
Create Rulers & Dials			✓
Customizable Tool Bars		✓	✓
Depth Control	✓	✓	✓
Drag & Drop, Cut, Copy, Paste		✓	✓
Drill Tool Function			✓
Engraving Fonts	✓	✓	✓
Engraving Preview	✓	✓	✓
Engrave Text and Graphics	✓	✓	✓
Extend-A-Plate	✓	✓	✓
Fit Text to Arcs	✓	✓	✓
Fit Text to Path		✓	✓
Full Case Control	✓	✓	✓
Ginsu Knife			✓
High Efficiency Fill Routines		✓	✓
Inverse Fill of All Objects		✓	✓
Island & Reverse Island Fills		✓	✓
Job Cost Notes	✓		✓





# ACCESSORIES

## WORK HOLDING DEVICES




### UNIVERSAL CLAMPING BARS W/MEDALLION HOLDER

These clamping bars hold 1 to 3 round objects at a time. Engrave multiple notary seals, paperweights, ad specialty products, and a variety of other circular items. With a place for the "eye" of medallions, this clamp adapts to any vise or table that has a T-slot system. Part #200110-00




### SEAL FIXTURE

The Seal Fixture enables engraving on notary seals, medallions, coasters, paperweights, dog tags, ad specialty items, and other round objects. Usable with the Quick-Lock or Versa Vise. Also usable with other computerized engravers and Pantographs. Easy installation. Fits all T-slot tables. Part #200107-00




### UNIVERSAL PIN FIXTURES

Available for the Versa Vise, T-slot table, and Self-Centering Vise. Also usable with other computerized engravers and Pantographs. These fixtures enable engraving on all unique shaped items such as pens, lighters, knives, keychains, and many others. Part #200111-00




### MULTIPLE UNIVERSAL PIN FIXTURE VISE

This combination of a Versa Vise and three universal pin fixtures enables quick and easy setup for engraving multiple items of various shapes. Fits most T-slot tables. Part #200112-00



### RING ATTACHMENT

This fixture allows you to engrave around the inside and outside of most rings or other cylindrical objects. (Compatible with the MAX and Max Pro)  
Minimum Diameter: 1/2"  
Part #15-6000-00




### PEN & MEDALLION FIXTURE

This is a double-sided fixture that when turned in one direction accommodates a pen and when turned in the other direction accommodates a medallion, seal, or other circular item. With a space for the "eye" of the medallion, this fixture is usable with the Versa Vise or Quick-lock vise. Fits all T-slot tables. Part #200106-00



# ACCESSORIES

## WORK HOLDING DEVICES




### VERSA VISE

The Versa Vise allows you to fully utilize your T-Slot table to hold a variety of engravable items. It adapts to most systems with a T-Slot table and at least 1 inch clearance under the spindle. It may be used alone or in conjunction with other fixtures to hold a variety of parts.


Part #200102-00 (vise only)

Sold as a package of fixtures Part #200102-WJ (versa vise, universal clamping bars; universal pin fixture and pen/medallion fixture)




### SELF-CENTERING DEEP VISE

This vise is most commonly used on the VE-810XD but can also be used with the Phoenix 1212 and larger systems that have risers installed. The self-centering design allows easy setup of odd-shaped items up to 3 1/4" deep. Part #15-0038-00



### ADJUSTABLE PEN FIXTURE

Enables engraving on most size pens and cylindrical items that vary in diameter from end to end. Available for most computerized engravers and Pantographs. It is also usable with the Versa Vise and Self-centering Vise. Fits all T-slot tables. Part #200108-00




### QUICK-LOCK VISE

The Quick-Lock Vise is specifically designed for T-slot table users. The "cam" type locking device allows for quick changing of parts. This vise is supplied with a removable front clamping plate which allows for holding thicker items. Part #200100-00

(fits Phoenix 1212, Vision 1612 and Vision 1624)

Part #200101-00

(fits VE-810, VE-810XD, MAX, Max Pro, 2424 and 2448 T-slot versions )



### PEN ROTARY ATTACHMENT

Now you're not just limited to engraving lengthwise on your pens, cigar holders, or other cylindrical items. With the pen rotary attachment you can engrave around the entire circumference! Compatible with any Vision system, it can hold items up to 1.5" in diameter (1.25" diameter on VE-810) and up to 7" in length. Part #17-1011-00

# ACCESSORIES

## WORK HOLDING DEVICES



### EDGE CLAMP

This clamp is designed to secure engraving materials from the top surface and avoids bowing in most applications. This clamp will hold material thicknesses of .020, .032, .062, and .125 by rotating the clamp and tightening a thumbscrew. Fits all Vision T-slot tables. Part #200113-00



### PUSH-DOWN CLAMP

This double-sided clamp secures items from the edge. It is ideal for heavy-duty items that are being cut, contoured or engraved. Fits most T-slot tables.

Part #15-0010-00 – one 4" clamp

Part #15-0010-01 – one 2.5" clamp

Part #15-0010-ROUT - two 2.5" clamps,  
two 4" clamps and one nut driver

Part #12-0004-00 – nut driver



### CORNER CLAMP

This clamp is designed to hold down square or rectangular plates. By lining up the "V" cut-out of the clamp with the corner of the plate, the engraver is allowed maximum engraving space. It will hold material as thin as 1/32". Fits all Vision T-slot tables. Part #200115-00



### WEDGE CLAMP

Simply slide the clamp onto the T-slot table surface and position it over the edge of the engraving stock. The downward clamping force eliminates bowing and problems. This clamp can be used with material up to 1/4" thick. Fits all Vision T-slot tables.

Part #200114-00

Check out the new ADA and 2.5 D software options. Now available!



### MULTI MAT

Multi Mat eliminates the need for double stick tape, clamps, vacuum tables, and most other hold down methods on many engravable items. Multi Mat will hold most types of

SIZE	PART #
8x10	15-1100-00
8x12	15-1107-00
12x12	15-1101-00
16x12	15-1102-00
12x24	15-1106-00
16x24	15-1103-00
24x24	15-1104-00
24x48	15-1105-00

engraving stock, including brass, aluminum, plastic, and acrylic.

Just press it into place on any size engraving table and you're ready to go, and because Multi Mat is produced with a special

Multi Mat can also be used to keep warped material flat while being engraved.

rubber coating on both sides, it cleans easily for extended use. Available in many sizes!



# ACCESSORIES


## ENGRAVER OPTIONS

### ADJUSTABLE HEIGHT RISER BLOCKS

These riser blocks are designed to give your Vision 1612, 1624, 2424, or 2448 engraving table an additional 1½" of clearance. Includes three different height spacers, 1/4", 1/2" and 3/4", which can be used



individually or cumulatively to raise the gantry. The unit is sold as a kit and is easily user-installed. Vision Riser System. Part #200504-00. Custom heights up to 15" available. Please call for more information.



### T-SLOT TABLE

Heavy-duty table used to accommodate a wide variety of holding fixtures. Includes the handy Quick-Lock Vise.

2424 Engraver Part #15-0021-00

2448 Engraver Part #15-0022-00



### ENGRAVER DUAL CARRIAGE

Must be factory installed, and cannot be removed for single head engraving. Vision Dual (16/24 series) Part #15-0043-00  
Phoenix 1212 Dual Part #15-0045-00

Looking for more options?  
Check us out online at  
[www.visionengravers.com](http://www.visionengravers.com)

### TABLE STANDS

Heavy duty steel construction, painted to match the Vision Tables. Casters are not included. 16" x 12" and 16" x 24" sizes include table tops. Assembly required.

Size	Part #
16" x 12"	501730-A0
16" x 24"	501730-A0
24" x 24"	501732-A0
24" x 48"	501733-A0



# ACCESSORIES

## ROUTER OPTIONS



### HIGH FREQUENCY 3HP SPINDLE

1/4" collet and high frequency inverter drive included. Low noise relative to other router heads. 3.0HP variable speeds from 3,000 to 18,000.

(Requires 220 Volt).

Part #15-0052-00

COLLET - 3HP HIGH FREQ.	
SIZE	PART NUMBER
1/8"	13-0018-00
3/16" (4-5MM)	13-0026-00
1/4" (6-7MM)	200219-00
5/16" (8-9MM)	13-0029-00
11/32"	13-0028-00
3/8"	13-0008-00
1/2"	200219-01

(Other collets available from 1/16" to 1/2" increments)



### 3.25HP ROUTER HEAD


From Porter Cable™ this router head was designed to cut out thick acrylics, woods, and metals.

(110 Volt only); variable speed with

1/4" and 1/2" collet

Part #15-0050-00

COLLETS - PORTER CABLE / 3.25HP	
SIZE	PART NUMBER
1/4"	13-0006-00
3/8"	13-0007-01
1/2"	13-0007-00



### ENGRAVING HEAD

Have the option of an engraving head on your router! Choice of 1/4" or 11/64" top loading spindle. Collet spindle is available as an option.

90 Volt Part #15-0001-00

### DACS SYSTEM (DIGITALLY ALIGNED CUTTING SYSTEM)

DACS is the most cost-effective, accurate solution for improving digital finishing!

Offering perfect print-to-cut registration for all our routing machines.

For 25 Series Part #15-7000-00

For VR48 Router Part # 15-7020-00



### ROUTER DUAL CARRIAGE

Must be factory installed, and cannot be removed for single head engraving. Can hold router head or engraving head (engraving or router heads not included). Part #15-0034-00



# ACCESSORIES

## SPINDLES



### \*SERIES 3 VISION

(Vision 1612, 1624, 2424, 2448 engravers and router engraving head)

11/64" Top Load Part #200201-00

11/64" Collet Part #200202-00

1/4" Top Load Part #200203-00

1/4" Collet Part #200204-00



### \*SERIES 1 & 2 VISION

(Phoenix, Max, Max Pro, VE-810, and VE-810 XD)

11/64" Top Load Part #200205-00

11/64" Collet Part #200206-00

1/4" Top Load Part #200207-00

1/4" Collet Part #200208-00

### Need Spindle Repair?

VISION offers repairs on most engraving spindles, usually with next day turn around. Call for more information.



### \*VE-810, VE-810XD & VISION MAX

11/64" Top Load Part #200295-00 (VE-810 & VE-810XD)

11/64" Top Load Part #200295-02 (MAX)

\*Check w/ Vision for machine compatibility.

\*All new spindles are warrantied for 12 months from the date of invoice. Use or lack of use will not affect the length of this warranty.

## MISCELLANEOUS

### MOTOR BELTS

Our belts are made of durable 1/8" urethane for long wear and better traction. 2 belt minimum purchase.

Custom belts can be made to order if size is provided. Please call for information.



### CALIPER DIGITAL 6"

Lightweight instrument for measuring inside or outside of materials. This digital caliper offers auto power on and off and front mounted switches. Accurate measurements to .001".

Part #12-0009-00



### RUB 'N BUFF

Rub 'n Buff can be used with glass or other materials to achieve a new look in minutes. One 1/2 oz. tube covers up to 20 square feet. Easy to apply -- just rub onto any surface then buff to finish. Ideal for picture frames, glassware, faux finishing, antiquing, and much more.

Gold Leaf Paint- Part #400940-00

Silver Leaf Paint- Part #400945-00

Antique White Paint- Part #400950-00



### RING GAUGE

Plastic ring gauge has large easy-to-read markings which measure rings from size 1 to 15 by quarter sizes. Part #30-1000-00



# ACCESSORIES

## SPINDLE OPTIONS

### DRAWBARS AND COLLETS

A collet spindle allows you the versatility to change cutter sizes if needed or switch from a split to a solid collet. Simply replace the drawbar and collet to the desired size.

**A. Split Collet** - Used for holding cutters solidly while doing milling, cutouts, and other engraving. Collet spindles hold both long and short cutters.

SPLIT COLLET - SPINDLES	
SIZE	PART NUMBER
1/16"	200217-08
2MM	200217-10
3/32"	200217-09
3MM	200217-05
3/16"	200217-07
1/8"	200217-02
4MM	200217-04
11/64"	200217-01
6MM	200217-03
1/4"	200217-00

**B. Solid Collet** - Converts your collet spindle to a standard top load spindle for standard engraving or burnishing.

SOLID COLLET - SPINDLES	
SIZE	PART NUMBER
1/8"	200218-01
11/64"	200218-02
6MM	200218-03
1/4"	200218-00

**C. Drawbar** - For use with the collet spindle.

DRAW BAR - COLLET SPINDLES	
SIZE	PART NUMBER
11/64"	502278-00
1/4"	502277-00
6MM	502280-00



### BURNISHING ADAPTOR

Designed to assist you in burnishing lacquered brass, anodized metals, and glass items with just the right amount of pressure. Check out listed sizes below.

11/64" Part #200702-00  
 1/8" Part #200701-00  
 1/4" Part #200703-00  
 4MM Part #200707-00  
 6MM Part #200708-00



### VACUUM CHIP REMOVAL NOSES

Designed for chip removal while engraving. Nose is constructed of plastic. Vacuum tube allows for hookup to vacuum pump or shop vac.

**A.** Large opening style is designed for engraving large letters. Part #200300-00  
**B.** Small opening is designed for tight places and small letters. Part #200301-00  
 Large Inserts Part #502291-00  
 Small Inserts Part #502290-00  
 Vac. Nosecone Ring Part #502287-00

Note: Inserts are changeable and/or replaceable.



### VACUUM CHIP REMOVAL SYSTEM\*

Quiet vacuum pump for removing engraving chips while engraving.

The unit has a large filtered



canister with replaceable collection bag. Includes vacuum nose cone and kink-resistant flexible hose.

Part #200506-00 1/4 HP pump with Large Nose

Part #200507-00 1/4 HP Small Nose

Part #15-0029-00 10' Hose

Part #15-0026-00 10' Hose w/ Large Nose

Part #15-0027-00 10' Hose w/ Small Nose

\*Vacuum system may vary from this photo.

### DIAMOND DRAG ADAPTER

The Diamond Drag Adapter screws onto the end of almost any spindle and allows simple & solid mounting for diamond scratch engraving. Spindle bearing strain is totally eliminated using this device.

Part #502390-00 - (Adapter only, diamond not included)

Part #200700-00 - (Adapter including 120° diamond)

Part #200698-00 - (Adapter including 90° diamond)

Part #NRD-125-0.80 (120° diamond insert only)

Part #NRD-125-1.90 (90° diamond insert only)



# ACCESSORIES

## OTHER OPTIONS



### RASTER™ PEN LICENSE KIT

The Raster™ Pen License Kit provides everything you need to start producing Raster™ Braille. This kit meets the most recent U.S.A. federal guidelines for ADA signage.

#### **Raster™ Pen License Kit includes:**

- Raster™ Pen insertion device
- Framed Raster™ License for using the patented Raster™ Method
- Special carbide Braille Cutter for cutting Raster™ holes (1/4" or 11/64")
- Special carbide Profile Cutter for cutting raised letters (1/4" or 11/64")
- 10,000 acrylic UV stable Rasters™ (clear)
- Weeding tool (for raised letters)
- Sign cleaning brush
- "How To Create Great-Looking Interior Signage" manual
- CD ROM with ready-to-use sign layouts and more
- Raster™ Braille sign sample
- High-Impact styrene frame color selection key-chain
- Aluminum modular frame color and edge key-chain
- Organizer case for Pen contents

Part #40-0002-00 (Raster™ Pen Kit for 11/64" spindle)

Part #40-0002-01 (Raster™ Pen Kit for 1/4" spindle)

### RASTER™ PEN BRACKET

Raster™ Pen Bracket for use in automatic insertion of Braille Rasters™. Bracket not included with license kit. For use on 16 Series and larger machines.

Part #15-0081-00



## VISION EXTENDED WARRANTY PLANS

Protect your investment with an extended service plan before your warranty expires! Extended Service Plans covers the cost of service parts, labor, and annual preventive maintenance completed at the factory. For more information or to purchase a service plan, please call the sales department at 602-439-0600 or visit our website at [www.visionengravers.com](http://www.visionengravers.com).

Part #19-CNTL-00	Extended Warranty	Controller
Part #19-V810-00	Extended Warranty	VE-810/VE-810 XD
Part #19-1212-00	Extended Warranty	Phoenix 1212
Part #19-1612-00	Extended Warranty	1612
Part #19-1612-TP	Extended Warranty	1612 Trophy Pro
Part #19-1624-00	Extended Warranty	1624
Part #19-1624-TP	Extended Warranty	1624 Trophy Pro
Part #19-MAX-00	Extended Warranty	MAX/ Max PRO
Part #19-2424-ENG	Extended Warranty	2424
Part #19-2525-RT	Extended Warranty	2525 Router Table
Part #19-2448-ENG	Extended Warranty	2448
Part #19-2550-RT	Extended Warranty	2550 Router Table



### HAND-HELD PENDANT

This accessory is exactly what you need to get up close to your table for those fine adjustments. This hand-held pendant has all of the controls featured with the Series 3 Controller. Available for Series 3 Controller only.

Part # 15-2531-00

## CUSTOM SOLUTIONS

### **Custom Solutions For Your Production Needs!**

From concept to design to finished product, all under one roof! We make it painless and straight-forward to help you find a solution for your production needs. With over 25 years designing and manufacturing engraving machines and CNC routers, we are one of the only companies that offers custom solutions to your high volume & unique production needs.