

2525/2550 CNC Router/Engraver

VISION
ENGRAVING & ROUTING SYSTEMS
A Company of Western Engravers Supply, Inc.



3HP Router Motor Head



Oscillating Knife



Increase Capabilities & Business Revenue!


This heavy-duty router can produce accurate, repeatable, cost-effective work in considerably less time than it takes to do the same work by hand. Featuring our state-of-the-art Vision high speed Series 4 Controller, our graphically advanced Vision Pro software, and Red Laser Pointer for easy job setup, this machine is perfect for a wide variety of applications including milling, drilling, contouring, engraving and routing.

Applications Include:

- ADA-compliant signage
- Wood routing
- Deep metal engraving
- Cutout letters
- Control panels
- Cutting out sheets of material up to 2' x 4'
- 2 ½D and 3D signs in sign foam, wood, and more

Start increasing your productivity and profits now -- call us today!

1-888-637-1737 or 602-439-0600



Control Panels




Metal Routing & Engraving




ADA Compliant Signage



Wood Routing



Parts Marking



Print-to-Cut

Vision Engraving & Routing Systems • 17621 North Black Canyon Highway • Phoenix, AZ 85023
Toll Free: 888-637-1737 • Tel: 602-439-0600 • www.visionengravers.com

2525/2550

CNC Router/Engraver

VISION
ENGRAVING & ROUTING SYSTEMS
 A Company of Western Engravers Supply, Inc.



Why Choose Vision?

- Leading worldwide manufacturer of engravers and routers
- Made in the USA since 1983
- High-quality, reliable products
- Dedicated technical support

2525 and 2550 Router Specifications Chart

Software	Vision Express (Vision Expert or PRO optional)
MAX. Work Area	25" x 25" / 25" x 50"
MAX. Work Piece Clearance	30.5"(L) x Any Width x 7"(H)
Z-Axis Stroke	7" (Standard) or 10" (Optional)
Spindle Type	Engraving Head standard (3 HP Router Motor optional)
Resolution / Speed	0.0002" / 10" sec
Table Type	Aluminum T-slot
Interface	Ethernet
Controller	Series 4 High-Speed Controller
Warranty	2-Year Limited
Power Requirements	110/220V 15 Amp
Physical Dimensions	40"(W) x 42"(D) x 32"(H) - 425 lbs / 40"(W) x 66"(D) x 32"(H) - 500 lbs
Shipping Dimensions	47"(W) x 58"(D) x 38"(H) - 534 lbs / 47"(W) x 80"(D) x 38"(H) - 737 lbs
Additional Options	Automatic Braille Inserter, DACS (Digitally Aligned Cutting System), 3 HP High Frequency Router Motor, 50,000 RPM Spindle, Oscillating Knife